



Smarthinking Usage Summary 2014-15

Table of Contents

Smarthinking Usage Summary – AY 2014-15	1
Smarthinking Usage Summary - Summer 2014.....	3
Smarthinking Usage Summary - Fall 2014.....	4
Fall 2014 Student Demographic Data.....	Error! Bookmark not defined.
Fall 2014 Tutoring Outcomes	Error! Bookmark not defined.
Smarthinking Usage Summary – Spring 2015	6
Spring 2015 Student Demographic Data	Error! Bookmark not defined.
Spring 2015 Tutoring Outcomes.....	Error! Bookmark not defined.

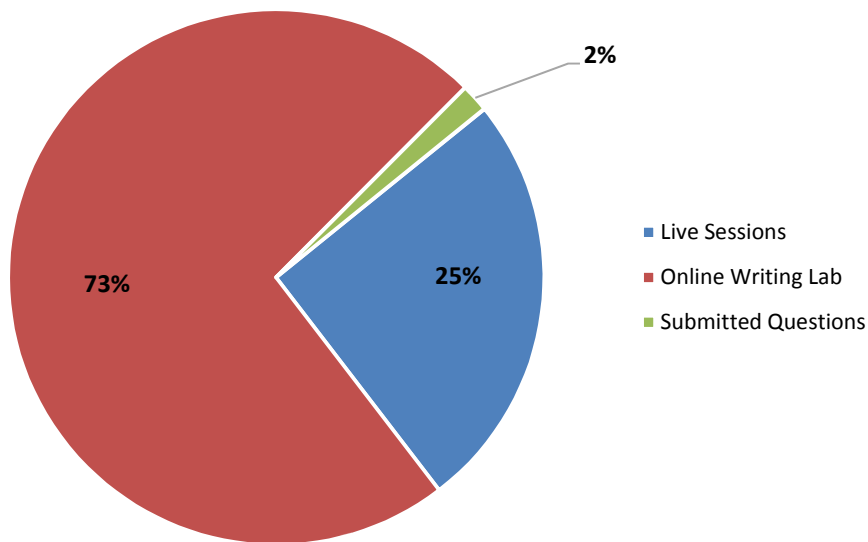
Smarthinking Usage Summary – AY 2014-15

A total of ### students used Smarthinking during the 2014-15 academic year. These students participated in 1063 sessions totaling 734 hours' worth of tutoring.

Type and number of sessions used				
	Summer 2014	Fall 2014	Spring 2015	Total
Live Sessions	10	89	156	255
Online Writing Lab	42	376	373	791
Submitted Questions	1	8	8	17
Total Sessions	53	473	537	1063
Total Hours	37	326	371	734

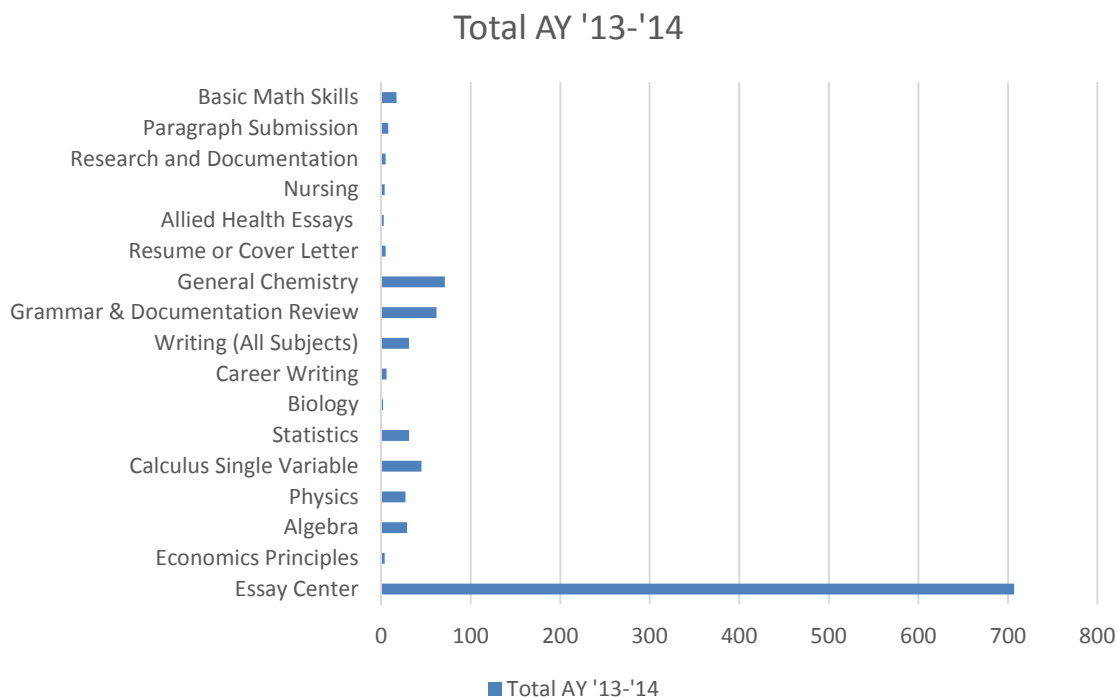
The usage summary for the year shows that the **online writing lab** had the most usage of the tools that Smarthinking offers:

Smarthinking Usage AY '13-'14



Subject Usage Summary - AY 2014-15				
Subject	Summer 2014	Fall 2014	Spring 2015	Total Sessions
Essay Center	33	315	359	707
Economics Principles	0	0	4	4
Algebra	4	6	19	29
Physics	5	8	14	27
Intro Accounting	1	1	0	2
Calculus Single Variable	0	1	44	45
Statistics	0	11	20	31
Biology	0	2	0	2
Career Writing	0	5	1	6
Writing (All Subjects)	1	16	14	31
Grammar & Documentation Review	7	44	11	62
General Chemistry	0	37	34	71
Resume or Cover Letter	0	4	1	5
Allied Health Essays	0	2	1	3
Nursing	0	4	0	4
Research and Documentation	0	2	3	5
Paragraph Submission	2	6	0	8
Basic Math Skills	0	5	12	17
Reading	0	4	0	4

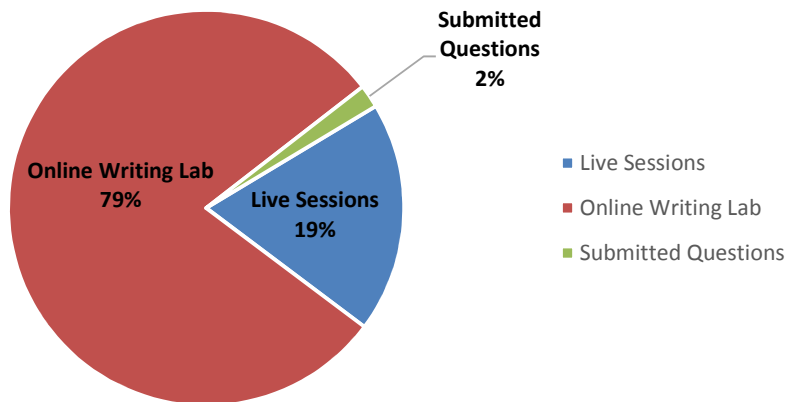
The chart below illustrates the subject usage for the entire academic year:



Smarthinking Usage Summary - Summer 2014

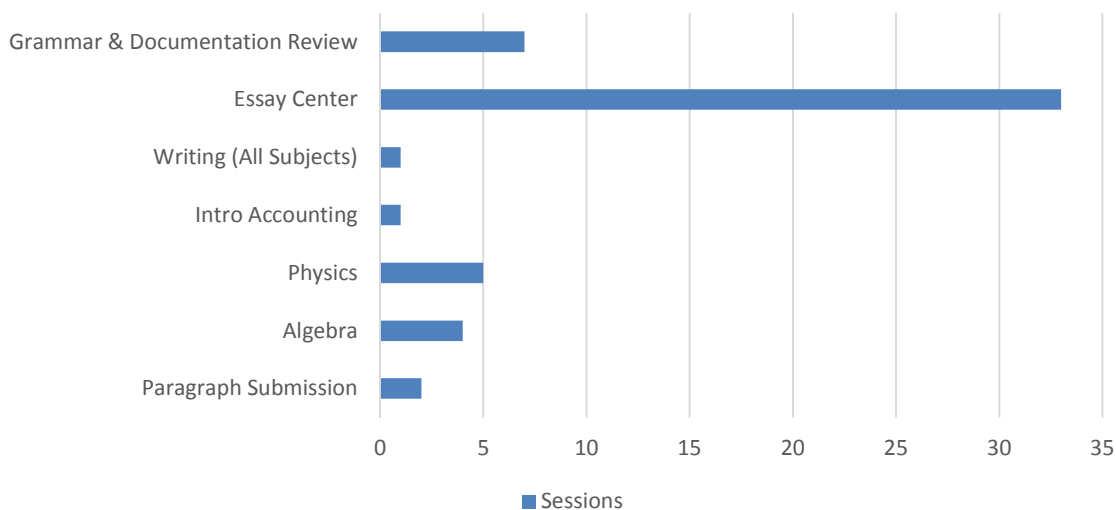
30 students used 53 sessions for a total of 37.07 hours during the first term Smarthinking was offered.

Smarthinking Usage Summary 6/1/14 - 8/31/14



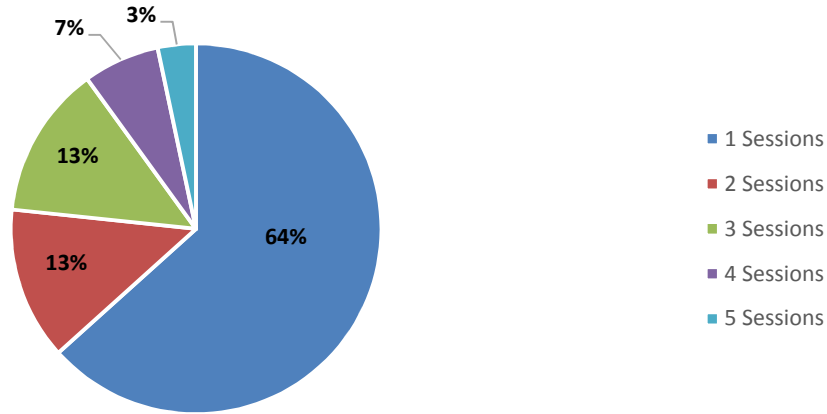
The online writing lab was the most utilized during the summer of 2014.

Smarthinking Usage by Subject 6/1/14 - 8/31/14



The essay center was the subject area most utilized during the summer of 2014

Smarthinking Usage by Number of Sessions 6/1/14 - 8/31/14

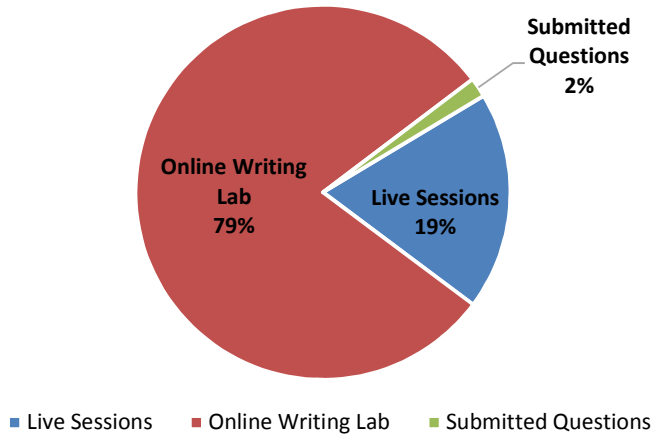


Majority of students only used Smarthinking once during the summer term 2013.

Smarthinking Usage Summary - Fall 2014

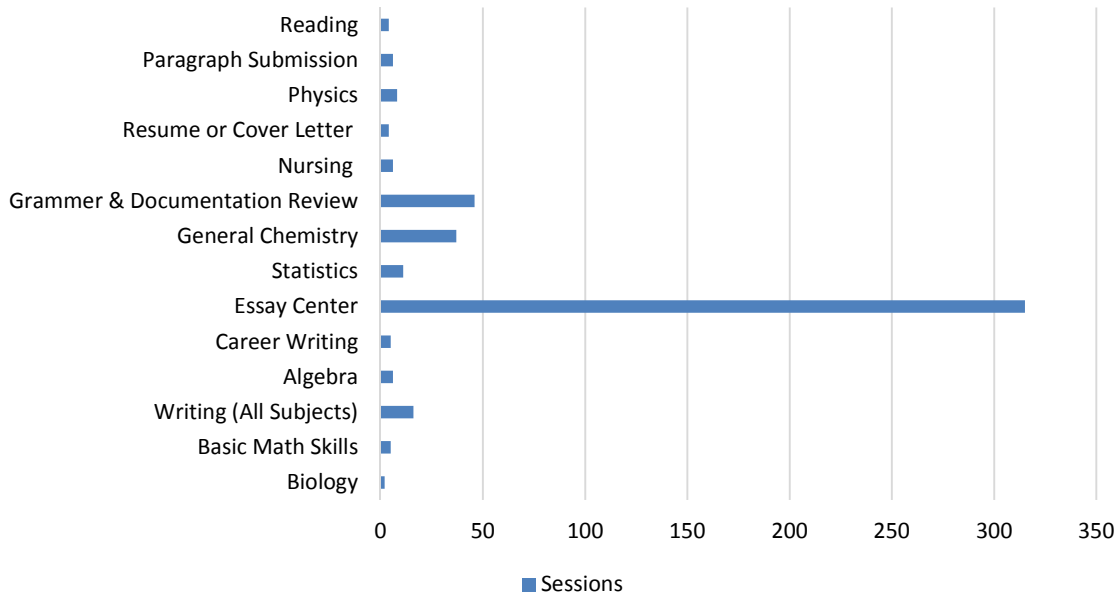
188 students used **473 sessions** for a total of **325.52 hours** between September 1st and December 31st, 2014. During the fall 2014 term, online writing lab was more highly utilized than synchronous (real-time).

Smarthinking Usage Summary 9/1/14 - 12/31/14

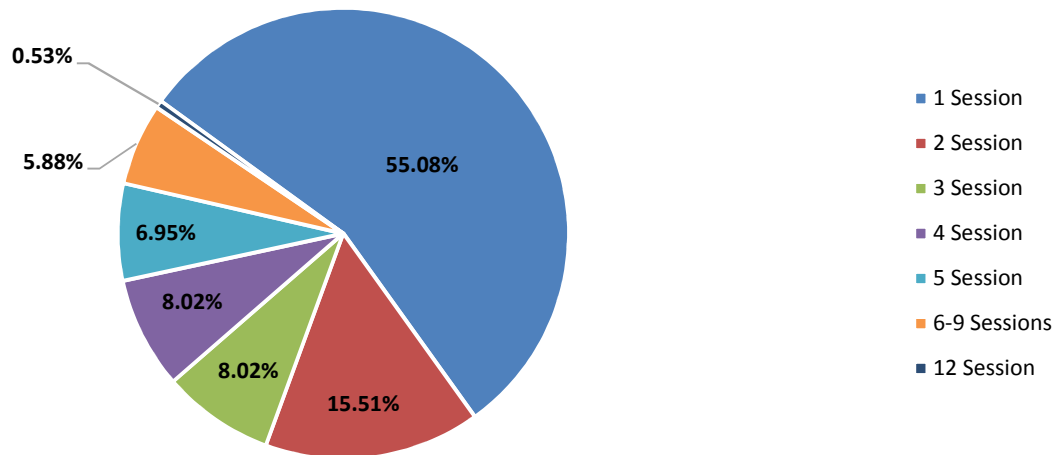


The online writing lab (essay center) was the subject area most utilized during the fall of 2014:

Subject Usage 9/1/14 - 12/31/14



Smarthinking Usage by Number of Sessions 9/1/14 - 12/31/14

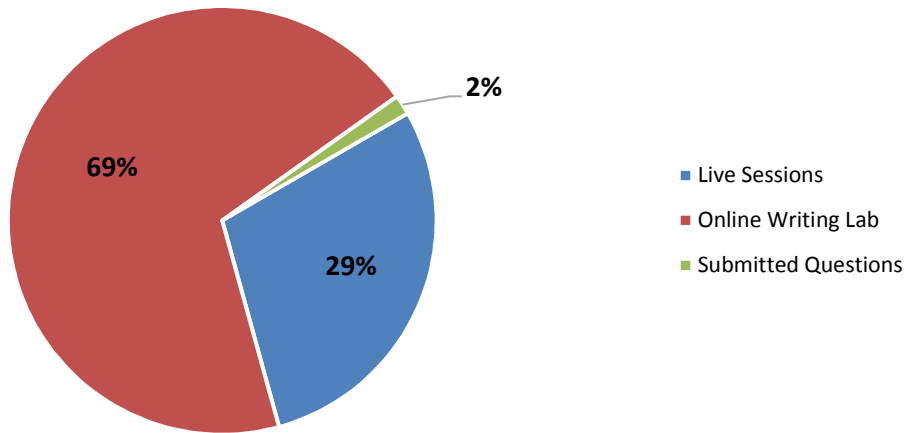


The majority of students (55%) only used Smarthinking once during the fall term. 38.5% of students used Smarthinking 2-5 times. One (1) students used the system 10 or more times.

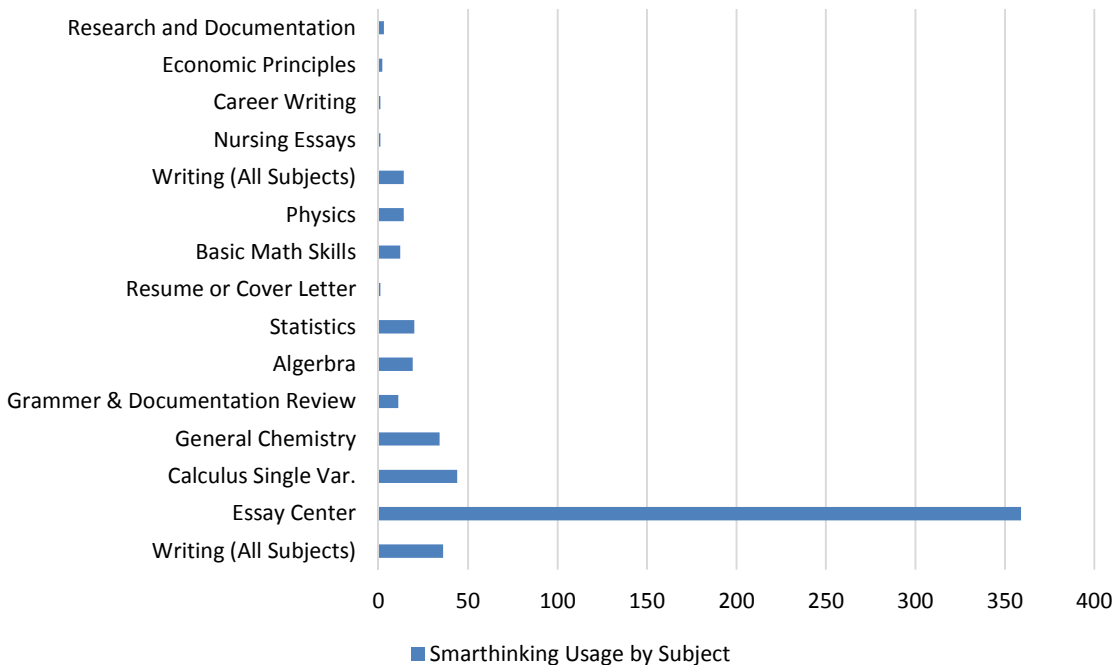
Smarthinking Usage Summary – Spring 2014

202 students used **537 sessions** for a total of **371 hours** between January 1st and May 26th, 2014. The **majority of usage** during the spring was for the **online writing lab**.

Smarthinking Usage Spring 2014
January 1st - May 26th 2014



Smarthinking Usage by Subject
January 1st - May 26th 2014



Number of times students used ST January 1st - May 26th 2014

