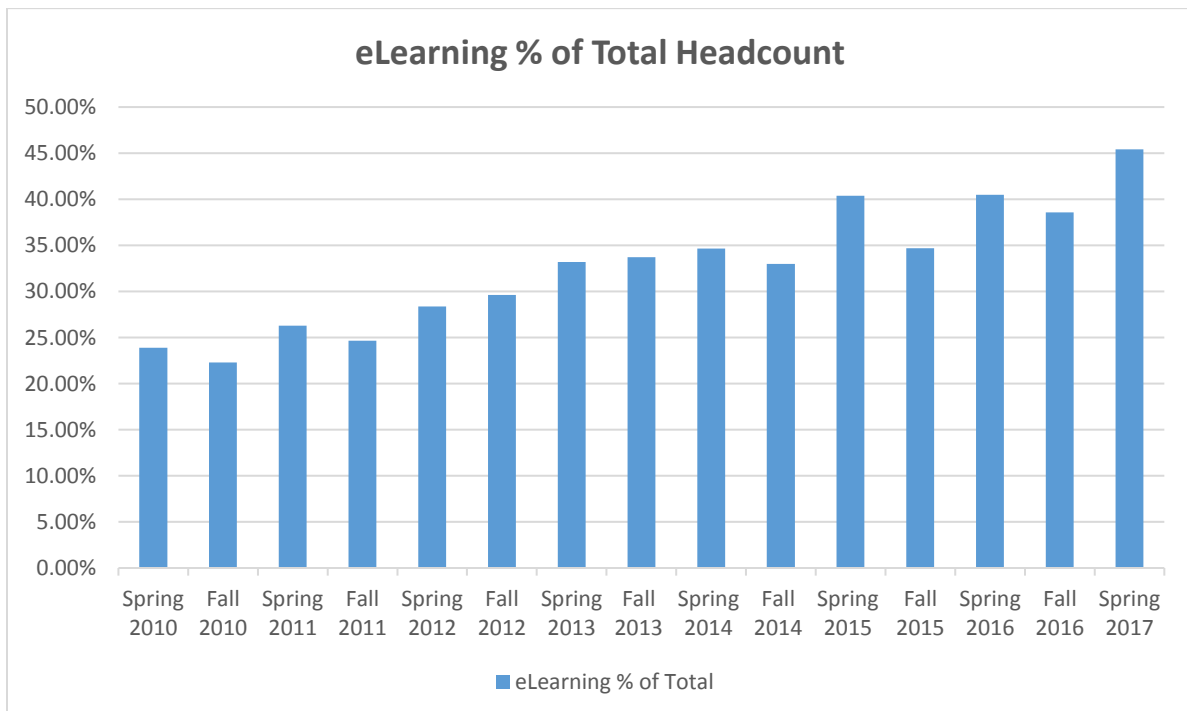


## Headcount - Academic Year (Fall/Spring)

Headcount - Academic Year (Fall/Spring)			
Semester	Total BCC Headcount	eLearning Headcount	eLearning % of Total
Spring 2010	8945	2136	23.88%
Fall 2010	9504	2120	22.31%
Spring 2011	8932	2348	26.29%
Fall 2011	8641	2129	24.64%
Spring 2012	8556	2428	28.38%
Fall 2012	8715	2580	29.60%
Spring 2013	8602	2856	33.20%
Fall 2013	9113	3073	33.72%
Spring 2014	8765	3038	34.66%
Fall 2014	8923	2942	32.97%
Spring 2015	8262	3337	40.39%
Fall 2015	8553	2968	34.70%
Spring 2016	7936	3214	40.50%
Fall 2016	8300	3201	38.57%
Spring 2017	7693	3493	45.40%

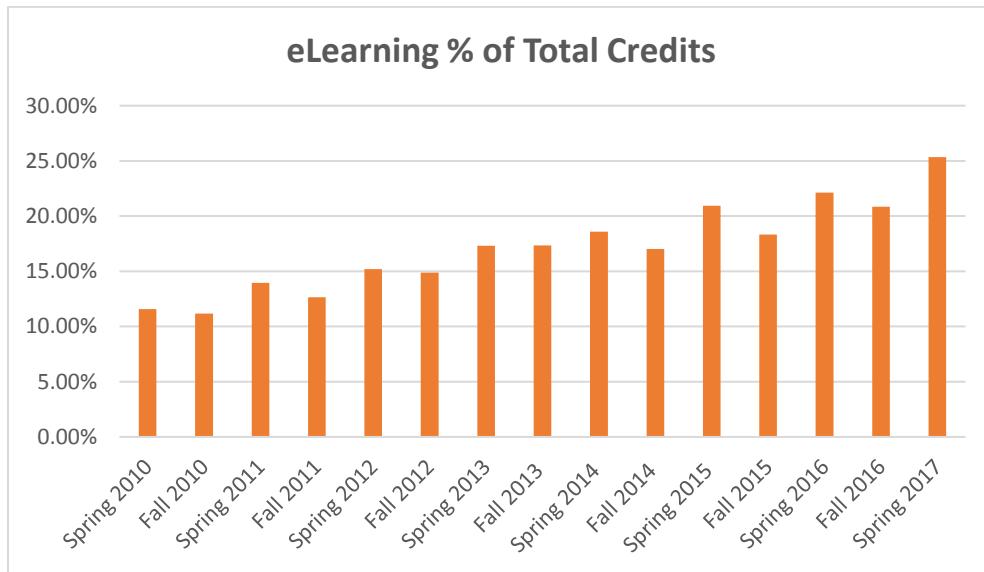


<b>Headcount - Fall</b>			
<b>Semester</b>	<b>Total BCC Headcount</b>	<b>eLearning Headcount</b>	<b>eLearning % of Total</b>
Fall 2010	9504	2120	22.31%
Fall 2011	8641	2129	24.64%
Fall 2012	8715	2580	29.60%
Fall 2013	9113	3073	33.72%
Fall 2014	8923	2942	32.97%
Fall 2015	8553	2968	34.70%
Fall 2016	8300	3201	38.57%

<b>Headcount - Spring</b>			
<b>Semester</b>	<b>Total BCC Headcount</b>	<b>eLearning Headcount</b>	<b>eLearning % of Total</b>
Spring 2010	8945	2136	23.88%
Spring 2011	8932	2348	26.29%
Spring 2012	8556	2428	28.38%
Spring 2013	8602	2856	33.20%
Spring 2014	8765	3038	34.66%
Spring 2015	8262	3337	40.39%
Spring 2016	7936	3214	40.50%
Spring 2017	7693	3493	45.40%

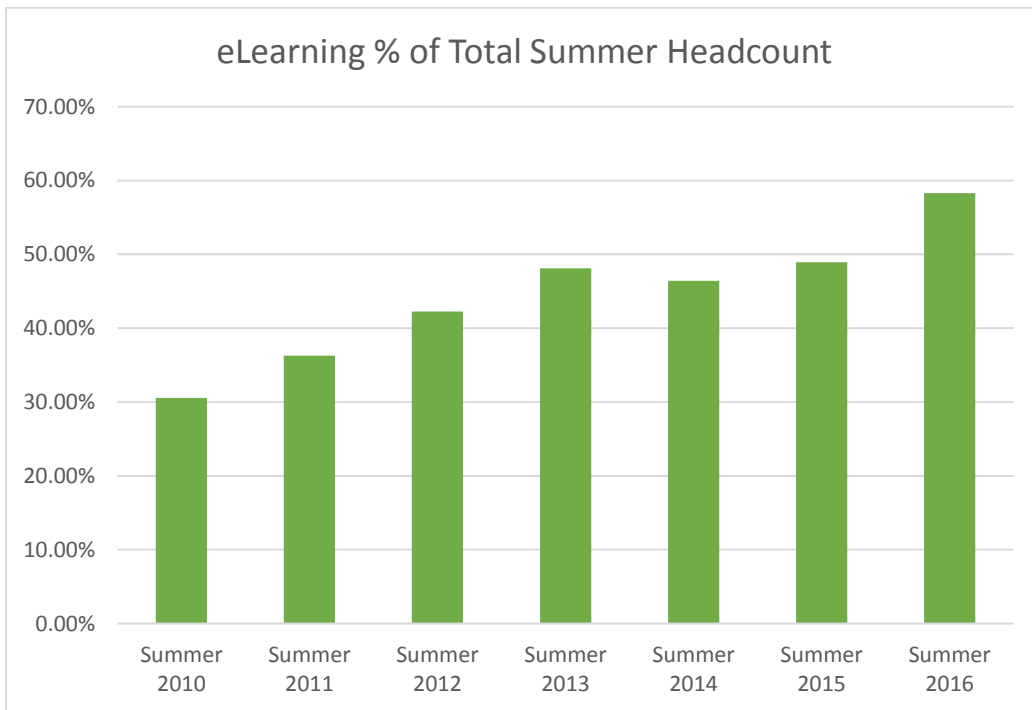
## Credits - Academic Year (Fall/Spring)

Credits - Academic Year (Fall/Spring)	
Semester	eLearning % of Total Credits
Spring 2010	11.59%
Fall 2010	11.18%
Spring 2011	13.95%
Fall 2011	12.66%
Spring 2012	15.19%
Fall 2012	14.87%
Spring 2013	17.31%
Fall 2013	17.34%
Spring 2014	18.60%
Fall 2014	17.04%
Spring 2015	20.95%
Fall 2015	18.32%
Spring 2016	22.14%
Fall 2016	20.86%
Spring 2017	25.33%



## Headcount – Summer

Headcount - Summer	
Semester	eLearning % of Total Summer Headcount
Summer 2010	30.54%
Summer 2011	36.26%
Summer 2012	42.25%
Summer 2013	48.12%
Summer 2014	46.41%
Summer 2015	48.92%
Summer 2016	58.28%



## Credits – Summer

Credits - Summer	
Semester	eLearning % of Total Summer Credits
Summer 2010	26.63%
Summer 2011	31.54%
Summer 2012	36.33%
Summer 2013	42.56%
Summer 2014	39.95%
Summer 2015	42.88%
Summer 2016	52.56%

