










	<i>What is it and what can it do for me?</i>	<i>Where do I find it?</i>	<i>Who can I contact for more help?</i>
	<p>Locate valuable information on the BCC Web site at www.bristolcc.edu. Here you will find an online version of the College's academic catalog and student handbook, along with links to other important services at BCC.</p>	<p>Point your browser to www.bristolcc.edu to visit the College Web site.</p>	<p>Trouble locating information or have general comments about the BCC Web site? Please email Information Technology Services at webmaster@bristolcc.edu or 508-678-2811 x. 2134.</p>
	<p>accessBCC is an online system that provides students with easy access to important BCC-related information. In here you'll:</p> <ul style="list-style-type: none"> • Register for classes • Get your grades • Access your BCC email • Find out about course cancellations • View your course schedule • Access your transcript • Sign up for BEE-notified • Access your eLearning courses <p>What is my accessBCC email address? Student email addresses follow this format: fristinitial+lastname+2_numbers@mail.bristol.mass.edu</p> <p><i>Example:</i> jstudent23@mail.bristol.mass.edu</p>	<p>Find accessBCC by clicking on the logo (see left) found on the College's Web site. You can set up your accessBCC account once you've registered for classes. Simply click on <i>the Set up My Account</i> link on the accessBCC log in page and follow the steps. Be sure to take note of your email address (see an example of your email address format to the left).</p>	<p>Forgot (or don't know) your user name or password? Click on the <i>I forgot my user name/password</i> link on the accessBCC login page and follow the steps.</p> <p>For other questions or troubles email Information Technology Services at ITS@bristolcc.edu or 508-678-2811 ext. 2134.</p>
	<p>eLearning is a learning management system that provides online course spaces where faculty members can post resources for traditional face-to-face courses or teach partially or completely online. Students who are taking BCC distance learning classes need to access eLearning in order to connect to their online courses. For more information about eLearning visit: http://www.bristolcc.edu/eLearning.</p>	<p>To access your eLearning course spaces log onto accessBCC and click on the eLearning tab at the top of the page.</p>	<p>Please contact eLearning at eLearning@bristolcc.edu or 508-678-2811 ext. 2081.</p> <p>Also visit the wiki: http://dl.bristolcc.edu/wiki</p>
	<p>The BCC Wiki contains answers to frequently asked technical questions, step-by-step tutorials, and links to helpful resources. If you need help with eLearning, accessBCC or just have general technology questions, this is the place to start!</p>	<p>Point your browser to http://dl.bristolcc.edu/wiki.</p>	<p>Suggestions or comments on The BCC Wiki? Please contact eLearning at eLearning@bristolcc.edu or 508-678-2811 ext. 2081.</p>

	<i>What is it and what can it do for me?</i>	<i>Where do I find it?</i>	<i>Who can I contact for more help?</i>
	<p>BEEnotified is BCC's emergency notification system. Students can opt-in to receive BCC announcements via e-mail, voice, and text messaging. All currently-enrolled students will receive emergency-related messages in their accessBCC email account. Enter your contact information for non-emergency notices including class cancellations due to inclement weather.</p>	<p>Login to accessBCC and choose the BEEnotified tab from the menu. Follow the steps to select how to BEEnotified.</p>	<p>Check out a BEEnotified FAQ at www.bristolcc.edu/BEEnotified email Information Technology Services at ITS@bristolcc.edu or call us at 508-678-2811 ext. 2134.</p>
	<p>eTutoring with smarthinking – Late nights, early mornings, weekends... eTutors are available when you are! BCC students can take advantage of online tutoring to interact virtually in real time with a tutor or they can post questions online and have tutors respond back to them within 24-48 hours.</p>	<p>To access eTutoring, log onto eLearning and click on the link in the middle stating "Click Here to Access eTutoring."</p>	<p>Have any questions? Check the Frequently Asked Questions at http://smarthinking.host4kb.com/ Problems logging on to eTutoring? Please contact eLearning at eLearning@bristolcc.edu or 508-678-2811 ext. 2081.</p>
	<p>greenPRINT – BCC embraces the green movement with its new greenPRINT system, designed to limit wasteful printing in college computer labs and encourage environmentally-friendly uses of the College's technology resources. Beginning this semester when you print in any of the college computer labs, you will be prompted to enter your accessBCC username and password and at some locations, swipe your accessBCC ID card. Each student enrolled in credit courses will be provided with a free allocation of prints.</p>	<p>For more information about greenPRINT, please visit www.bristolcc.edu/greenprint. Here you will find out how the program works and how it might affect your print at the College.</p>	<p>Please contact Information Technology Services at ITS@bristolcc.edu or 508-678-2811 ext. 2134 for answers to any questions about greenPRINT.</p>
	<p>Find us on facebook! Become a fan, learn about College events, and tell us what you are up to. You can upload photos and videos from BCC events and catch up with your friends.</p>	<p>Point your web browser to www.bristolcc.edu and click on the facebook logo.</p>	<p>For more information or to spotlight a BCC event, email College Communications at communications@bristolcc.edu or 508-678-2811 ext. 2169.</p>
	<p>Follow us on Twitter! AND, keep us informed of what you are doing.</p>	<p>Point your web browser to www.bristolcc.edu and click on the Twitter logo.</p>	<p>For more information email College Communications at communications@bristolcc.edu or 508-678-2811 ext. 2169.</p>